





THERAPEUTIC SUPPORT SURFACES

In today's challenging healthcare arena, never before has the need for a clinically proven support surface that can help prevent and manage skin breakdown been so important. Who better to count on in these difficult times than the trusted partner you have relied on for years, Encompass.

• ALL eMax™ SURFACE AVAILABLE IN WIDTHS UP TO 60" AND LENGTHS UP TO 96"



eMax™ Reassure

- A top layer of visco elastic foam from head to toe provides immersion and protection against skin breakdown.
- Surface is available with or without heel slope feature*.
- Six year warranty on mattress core.

Catalog No.	Size	Raised Edge
SR-A5702F-36B	35x76x6	○
SR-A5702F-36	35x80x6	○
SR-A5702F-36A	35x84x6	○
SR-A5722F-36B	35x76x6	●
SR-A5722F-36	35x80x6	●
SR-A5722F-36A	35x84x6	●

*Add an HS to the end of the SKU to indicate the surface with the heel slope construction

eMax™ Classic

- Designated foam section with standard heel slope provides added protection for the hard to care for heels and lower legs.
- Five year warranty on mattress core.

Catalog No.	Size	Raised Edge
SC-AG7026-36B	35x76x6	○
SC-AG7026-36	35x80x6	○
SC-AG7026-36A	35x84x6	○
SC-AG7226-36B	35x76x6	●
SC-AG7226-36	35x80x6	●
SC-AG7226-36A	35x84x6	●

eMax™ Gentle

- Head to toe rotation for extended periods of clinical efficacy.
- Five year warranty on mattress core.

Catalog No.	Size	Raised Edge
SG-AG7026-36B	35x76x5.5	○
SG-AG7026-36	35x80x5.5	○
SG-AG7026-36A	35x84x5.5	○
SG-AG7226-36B	35x76x5.5	●
SG-AG7226-36	35x80x5.5	●
SG-AG7226-36A	35x84x5.5	●

eMax™

Pressure Redistribution Mattress

Therapeutic Support Surfaces are your first line of defense for resident comfort and pressure management. The eMax portfolio of surfaces provides several surface options for users considered to be at risk of pressure ulcer development or treatment. In collaboration with the deserved level of comfort required, each eMax surface supports compliance efforts without an accompanying powered pump system.

System Features

- Firm side rails support transport, facilitate ingress/egress, and remind the resident he/she is near the edge of the surface.
- Inverted seams and a unique, patent pending, band design helps control infection and infestation while the zipper & grommet-absent construction reinforces the integrity of the fire barrier.
- Nylon or 4-Way stretch covers available.

eMax	Prevention	Stage1	Stage2	Single Site Stage3
Gentle	●	●	○	○
Classic	●	●	●	○
Reassure	●	●	●	●



eMax™ Mighty Max

- A unique, anatomically designed inner core provides low interface pressure and support for bariatric patients.
- One year warranty on mattress core.

Catalog No.	Size	Weight Capacity	Raised Edge
MM650FB-3575	35x75x7	650 lbs.	○
MM650FB-3684	36x84x7	650 lbs.	○
MM650FB-4284	42x84x7	650 lbs.	○
MM650REFB-4284	42x84x7	650 lbs.	●
MM1000FB-4280	42x80x7	1,000 lbs.	○
MM1000FB-42X84	42x84x7	1,000 lbs.	○

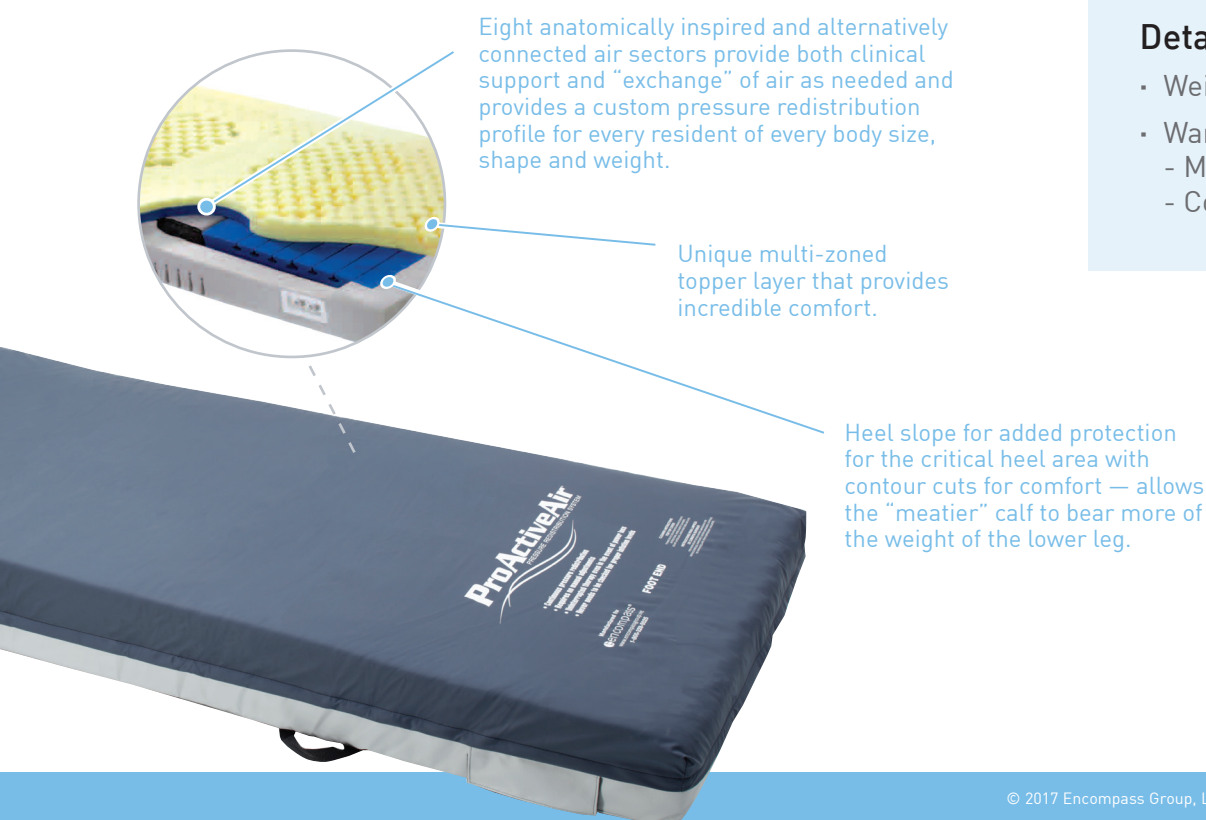




The ProActive Air Pressure Redistribution System can provide your residents with incredible care and protect your facility in these very litigious times. With the combination of the convertible non-powered design, along with the option to provide vital alternating pressure therapy, the ProActive Air is a proven winner.

Catalog No.	Size	Raised Edge*
AT-1B4P1E-475	35x75x7	○
AT-1B4P1E-480	35x80x7	○
AT-1B4P1E-484	35x84x7	○
AT-1C4P1E-475	35x75x7	●
AT-1C4P1E-480	35x80x7	●
AT-1C4P1E-484	35x84x7	●
AT-1B531E-442	42x80x7	○
AT-1B531E-442A	42x84x7	○
AT-1B531E-448	48x80x7	○

*The raised edge option serves as a patient reminder of the side border to help prevent accidental falls



System Features

- Four-way stretch top cover— waterproof with very low MVTR
- Flexskin inner cover (not shown in photograph) — provides a buffer under the top cover to help lower friction and shear forces
- Firm perimeter foam borders for stability during ingress/ egress — includes articulation channels for bed articulation
- Evacuation handles
- 360° zipper for easy access to the inner core
- For alternating pressure therapy, the ProActive Air surface should be used in combination with the control unit. This unit can be ordered using catalog number 2001039.

Details

- Weight capacity: 500 lbs
- Warranty
 - Mattress: 5 years
 - Cover: 2 years

© 2017 Encompass Group, LLC. All Rights Reserved. Lit. No. SL16209 Rev 10/17

Made in the USA of domestic and/or imported goods.

Encompass Group, LLC
615 Macon Street
McDonough, Georgia 30253
800-284-4540
www.encompassgroup.net

encompass[®]
Better care starts with safety and comfort.